

---

Miami-Dade County Public Schools (M-DCPS)

**ACALETICS®**  
**Evidence of Effectiveness**  
**and**  
**Successful Florida Partnerships**



**2003-2014**

**ACALETICS® Math Partnerships**

# Executive Summary

**“ As school systems nationwide sign multi-million dollar contracts with universities and educational companies to save their struggling schools, Educational Development Associates signs individual schools at a fraction of the cost and often produces immediate results using its innovative program ACALETICS®.”**

**- The Miami Herald**

- “ From 2000 to 2014, the total estimated Florida Schools Recognition Program Award during the Twin Lakes Elementary - ACALETICS® partnership was **\$856,582**. (See [Exhibit #1 – Page 1](#))
- “ Current Miami-Dade School Chair, Perla Tabares Hantman, congratulates Twin Lakes Elementary for being an “A” school for 14 years in a row. (See [Exhibit #2 – Page 2](#))
- “ From 2006 to 2012, the total Florida Schools Recognition Program Award during the Norwood Elementary - ACALETICS® partnership was **\$289,447**. (See [Exhibit #3 – Page 3](#))
- “ The 2012 Milken Educator Award winner Dr. Kevin Williams of Norwood Elementary (Miami-Dade County) partnered with ACALETICS®. (See [Exhibit #4 – Page 4](#))
- “ For the 2014 School Year, Miami Gardens Elementary an ACALETICS® partner was ranked #1, in Miami-Dade County for their Math Composite. (See [Exhibit #5 – Page 5](#))
- “ There were 3 ACALETICS® schools in the Top 25 for schools with the highest Math Composite in Miami-Dade County in 2009. (See [Exhibit #6 – Page 6](#))
- “ There were 3 ACALETICS® schools in the Top 10 for schools with the highest Math Index in the North and North Central Regions in Miami-Dade County in 2011. (See [Exhibit #7 – Page 7](#))
- “ Twin Lakes Elementary increased its Hispanic subgroup for Percent Scoring At/Above Proficiency by +26 percentage points from 2003 to 2010 resulting in a “Gap Reversal”! (See [Exhibit #8 – Page 8](#))
- “ Norwood Elementary increased its Black subgroup for Percent Scoring At/Above Proficiency by +28 percentage points from 2003 to 2010! (See [Exhibit #9 – Page 9](#))
- “ In 2013, Gadsden County, our partner, is recognized as one of the highest performing math districts in the state. (See [Exhibit #10 – Page 10](#))
- “ In 2013, Gadsden County is ranked #3 in the state with 71% of its third-graders performing at or above proficiency in math compared to the State average of 58%. (See [Exhibit #11– Page 11](#))
- “ Current Commissioner of Education Pam Stewart during her term as principal partnered with ACALETICS® to take Reddick-Collier Elementary from an “F” to a “C” in one year. (See [Exhibit #12 – Page 12](#))
- “ In 2011, Westside Elementary (Volusia County) was projected to be an “F” school. Through its ACALETICS® partnership, Westside Elementary obtained a ‘B’. (See [Exhibit #13 – Page 13](#))
- “ ACALETICS® Value Proposition - ACALETICS® provides its clients with an extremely high Return On Investment (ROI). (See [Exhibit #14 – Page 14](#))



**Twin Lakes Elementary-ACALETICS® Partnership  
2000 to 2014  
Florida School Recognition Program**



During Twin Lakes Elementary's Partnership with ACALETICS® from 2000 to 2014 an estimated \$856,582 has been awarded under the Florida School Recognition Program.



***Perla Tabares Hantman, Chair***

***The School Board of Miami-Dade County***

**WELCOME BACK TO SCHOOL!**



**SCHOOL BOARD CHAIR PROVIDING OPENING REMARKS AT THE SUPERINTENDENT'S OPENING OF SCHOOLS ADDRESS WHICH TOOK PLACE ON FRIDAY, AUGUST 8, 2014. AT MIAMI SENIOR HIGH SCHOOL**


**First Day of School**

**Twin Lakes Elementary School** kicked off the 2014-15 school year by welcoming the Miami Heat players, Mr. Shabazz Napier and Mr. Tyler Johnson, along with Burnie, the Heat mascot. Students received t-shirts, folders, pencils, and other supplies when entering the school. The Heat selected Twin Lakes Elementary because of its great academic accomplishments. **The school has been an A+ school for 14 years** and earned 1st place in attendance out of all the elementary schools in the District for 10 years.

**Bob Graham Education Center** - The District's digital transformation is well underway. The infusion of tablets marked a new era for students and teachers alike. Seventh grade students were thrilled to use new tablets in their Civics classes on the first day of school.



**Norwood Elementary-ACALETICS® Partnership  
2006 to 2012  
Florida School Recognition Program**



At the start of school grading, Norwood Elementary received 3 consecutive Ds. During Norwood Elementary's Partnership with ACALETICS® from 2006 to 2012 they received 7 consecutive As, along with \$289,447 under the Florida School Recognition Program.



## Miami-Dade Principal Wins \$25,000 Award

*The Miami Herald*  
November 13, 2012

### **Dr. Kevin Williams**

**Principal**

**Year Honored: 2012 Milken Educator Award**

### **At the time of the Award, Dr. Kevin Williams was:**

Principal

Norwood Elementary School

Miami, FL

### **Biographical Information:**

A Miami native and product of Miami-Dade public schools, Dr. Kevin Williams is a beloved principal at Norwood Elementary School. His experience as a former math teacher at the school has helped him earn the trust and respect of the faculty. Students know him well, and teachers turn to him for advice. And at this high-need, all-minority campus, students are thriving.

Hands-on and dedicated, Williams provides valuable resources to the school and community, and fosters collaboration and teamwork among his staff to get the job done. Even after assuming the principalship, he has maintained a direct impact on the classrooms. He frequently models lessons for teachers and tutors students who need extra help. Williams gets students excited about learning by motivating and rewarding them for academic excellence. For excelling on a reading exercise, for example, students lined up outside his door to receive their pat on the back.

As a result, on the Florida Comprehensive Assessment Test (FCAT) 2.0, Norwood students overall scored at or above state averages in reading and notably exceeded state averages in math. The school has received an A+ rating on the FCAT since 2005, and received its highest score in 2010-2011 school year under Dr. Williams leadership. Williams has received several Race To The Top awards during his tenure as principal. In October 2013 Dr. Williams was selected as one of South Florida's Top Black Educational Leaders.

Outside of the classroom, Williams mentors underprivileged male students at Norwood through the Young Men of Distinction afterschool program. He holds day and evening events to encourage parental involvement, including Donuts and Dads, a health fair, bowling and a golf tournament. Williams can also be found supporting the chess team, which competes at state and national levels. His devotion and drive to bring out the best in others extends beyond the campus. Williams is heavily involved in the community and his local church, where he serves as a Senior Pastor.



**FCAT 2.0 – Miami-Dade County – Ranking  
(2014) Math Composite - Elementary (Non-Charter)**

**(The highlighted school partnered with ACALETICS®.)**

District Rank	School Name	(A) 2014 Math %Satisfactory	(B) 2014 Math Gains	(C) 2014 Low 25% Math Gains	(D) Math Composite (A) + (B) + (C) = (D)
1	MIAMI GARDENS ELEMENTARY SCHOOL	80	99	100	279
2	PRIMARY LEARNING CENTER	79	97	97	273
3	CORAL PARK ELEMENTARY SCHOOL	90	91	87	268
3	HIBISCUS ELEMENTARY SCHOOL	85	91	92	268
3	PALMETTO ELEMENTARY SCHOOL	88	92	88	268
3	SUNSET ELEMENTARY SCHOOL	92	89	87	268
7	CALUSA ELEMENTARY SCHOOL	89	83	92	264
8	KENDALE ELEMENTARY SCHOOL	82	90	88	260
9	WILLIAM H. LEHMAN ELEMENTARY SCHOOL	79	87	88	254
10	BENT TREE ELEMENTARY SCHOOL	78	94	81	253
11	DAVID FAIRCHILD ELEMENTARY SCHOOL	76	80	91	247
11	NORTH BEACH ELEMENTARY SCHOOL	87	84	76	247
11	PINECREST ELEMENTARY SCHOOL	89	83	75	247
11	SEMINOLE ELEMENTARY SCHOOL	75	82	90	247
11	SPRINGVIEW ELEMENTARY SCHOOL	81	86	80	247
16	ETHEL KOGER BECKHAM ELEMENTARY	89	81	72	242
17	CORAL REEF ELEMENTARY SCHOOL	83	82	75	240
18	DR. MANUEL C. BARREIRO ELEMENTARY SCHOOL	77	79	81	237
19	EMERSON ELEMENTARY SCHOOL	75	74	86	235
20	MAE M. WALTERS ELEMENTARY SCHOOL	66	77	91	234
21	BISCAYNE ELEMENTARY SCHOOL	63	84	85	232
22	FREDERICK R. DOUGLASS ELEMENTARY	46	84	100	230
23	DANTE B. FASCELL ELEMENTARY SCHOOL	71	77	81	229
24	BANYAN ELEMENTARY SCHOOL	71	73	82	226
25	PALM SPRINGS NORTH ELEMENTARY SCHOOL	77	76	72	225
26	CHARLES DAVID WYCHE, JR ELEMENTARY SCHOOL	57	77	90	224
26	CORAL TERRACE ELEMENTARY SCHOOL	65	78	81	224

Data Source: Florida Department of Education

**For the 2014 School Year, Miami Gardens Elementary an ACALETICS® partner was ranked #1, in Miami-Dade County for their Math Composite. The Math Composite is the sum of a school's, Math % Satisfactory, Math Gains and Low 25% Math Gains.**



**FCAT Classic – Miami-Dade County – Top 25 Rank  
(2009) Math Composite - Elementary (Non-Charter)**

**(The highlighted schools partnered with ACALETICS®.)**

District Rank	School Name	(A) 2009 Math %Satisfactory	(B) 2009 Math Gains	(C) 2009 Low 25% Math Gains	(D) Math Composite (A) + (B) + (C) = (D)
1	TWIN LAKES ELEMENTARY SCHOOL	97	81	94	272
2	BENT TREE ELEMENTARY SCHOOL	93	85	91	269
3	DANTE B. FASCELL ELEMENTARY SCHOOL	94	80	89	263
4	VILLAGE GREEN ELEMENTARY SCHOOL	91	82	85	258
5	ROYAL GREEN ELEMENTARY SCHOOL	88	81	88	257
6	RUTH K. BROAD BAY HARBOR K-8 CENTER	91	77	81	249
7	COLONIAL DRIVE ELEMENTARY SCHOOL	78	80	90	248
7	CORAL PARK ELEMENTARY SCHOOL	94	77	77	248
7	NORTH TWIN LAKES ELEMENTARY SCHOOL	95	76	77	248
7	PALMETTO ELEMENTARY SCHOOL	92	81	75	248
11	NORWOOD ELEMENTARY SCHOOL	86	79	82	247
11	WILLIAM A. CHAPMAN ELEMENTARY SCHOOL	80	77	90	247
13	FAIRLAWN ELEMENTARY SCHOOL	89	76	80	245
14	HOLMES ELEMENTARY SCHOOL	70	82	90	242
15	POINCIANA PARK ELEMENTARY SCHOOL	82	72	87	241
16	KENDALE ELEMENTARY SCHOOL	89	71	80	240
17	SEMINOLE ELEMENTARY SCHOOL	90	73	76	239
17	SUNSET ELEMENTARY SCHOOL	95	71	73	239
19	CHRISTINA M. EVE ELEMENTARY SCHOOL	94	73	71	238
19	JACK DAVID GORDON ELEMENTARY SCHOOL	79	78	81	238
19	VIRGINIA A BOONE-HIGHLAND OAKS SCHOOL	90	78	70	238
22	CAROL CITY ELEMENTARY SCHOOL	81	74	82	237
22	ROCKWAY ELEMENTARY SCHOOL	81	76	80	237
22	N DADE CENTER FOR MODERN LANGUAGE	88	77	72	237
25	SUNNY ISLES BEACH COMMUNITY SCHOOL	87	78	71	236
25	EMERSON ELEMENTARY SCHOOL	86	73	77	236
25	HENRY M. FLAGLER ELEMENTARY SCHOOL	82	72	82	236

Data Source: Florida Department of Education

For the 2009 School Year, 3 traditional schools that partnered with ACALETICS® were ranked in the Top #25, in Miami-Dade County for their Math Composite. Those schools were: Twin Lakes Elementary, Norwood Elementary and Carol City Elementary. The Math Composite is the sum of Math % Satisfactory, Math Gains and Lowest 25% Math Gains.





2011 FCAT 2.0  
Miami-Dade Elementary Math Index Ranking  
(North and North Central Regions)

**ACALETICS® Schools highlighted in yellow rank among the Top 10** in Math achievement.

**\*Note: The Poverty-Minority Index (PMI) is the sum of the % Poverty and % Minority in the school.**

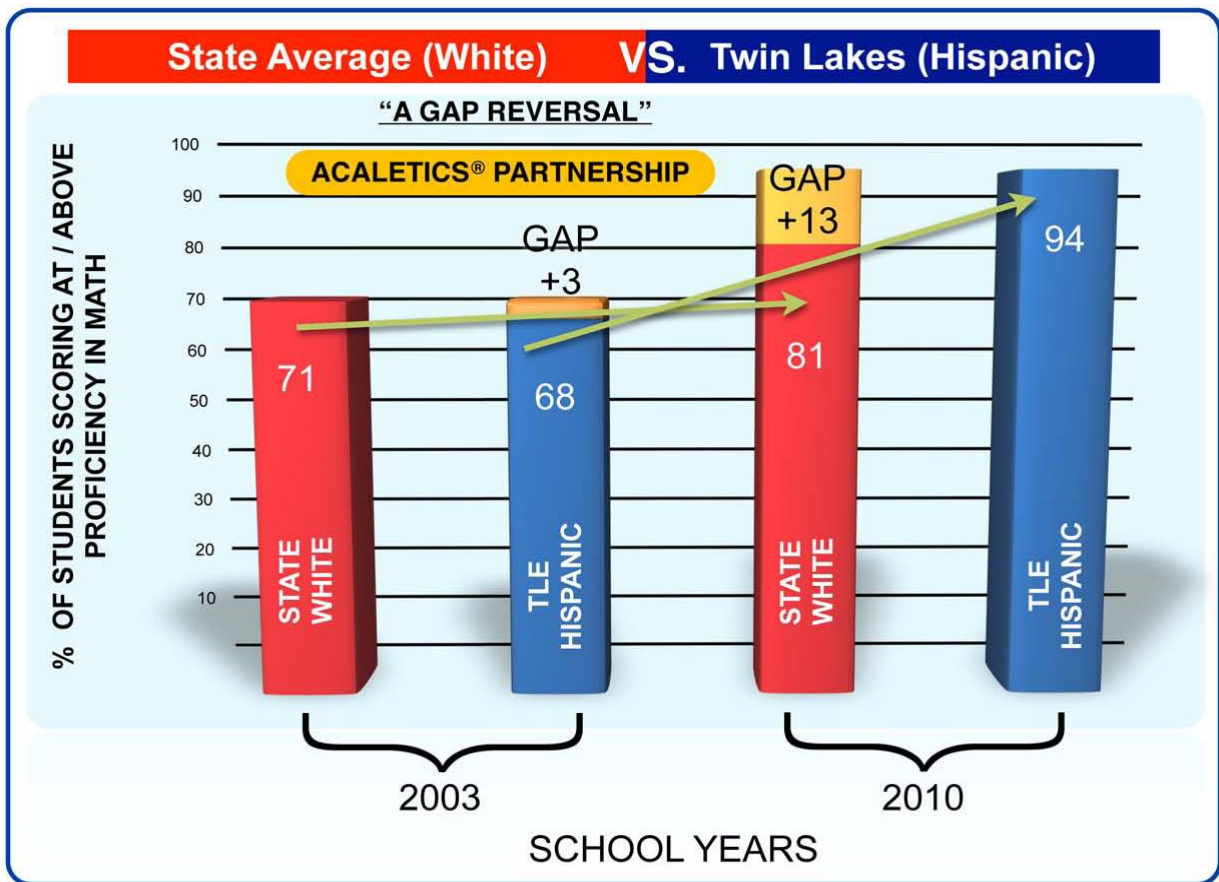
**Elementary FCAT 2.0 Math Index Ranking**

Rank	Region	School	(A) % Level 3+	(B) % Learning Gains	(A) + (B) Math Index	*Poverty-Minority Index (PMI)
1	N	North Beach Elementary School	92	81	173	183
2	NC	Norwood Elementary School	91	78	169	83
3	N	South Pointe Elementary School	93	74	167	196
4	N	Virginia A Boone-Highland Oaks School	90	71	161	110
5	N	Twin Lakes Elementary School	90	65	155	193
5	NC	Parkview Elementary School	77	78	155	197
7	NC	Van E. Blanton Elementary School	76	78	154	177
7	N	N Dade Center For Modern Language	90	64	154	96
9	NC	Palm Springs North Elementary School	91	62	153	188
10	NC	Carol City Elementary School	80	72	152	191
10	NC	Charles R Drew Elementary School	73	79	152	190
12	NC	Spanish Lake Elementary School	83	68	151	196
13	N	North Twin Lakes Elementary School	86	64	150	195
14	NC	Poinciana Park Elementary School	79	70	149	190
14	NC	Joella Good Elementary School	79	70	149	174
14	NC	Brentwood Elementary School	73	76	149	183
17	N	West Hialeah Gardens Elementary School	83	65	148	182
17	N	John G. Dupuis Elementary School	85	63	148	191
19	N	Biscayne Elementary School	75	72	147	165
19	N	Palm Springs Elementary School	82	65	147	161
21	N	Ben Sheppard Elementary School	81	65	146	195
21	NC	South Hialeah Elementary School	81	65	146	193

# ACALETICS® Subgroup Gap Analysis - Math



**TWIN LAKES ELEMENTARY SCHOOL (TLE)**  
**2003 – 2010 Adequate Yearly Progress (AYP)**



**Twin Lakes Elementary School (TLE):**

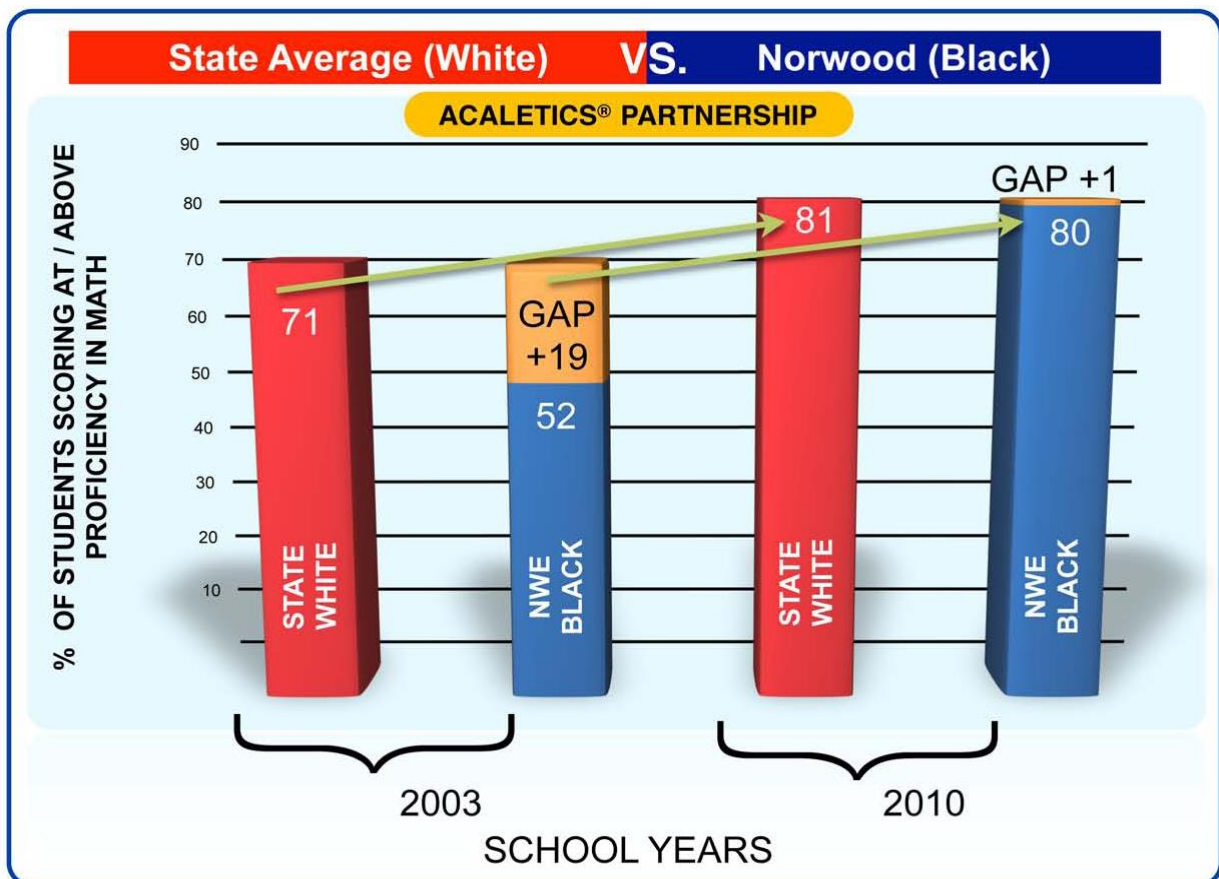
Data Source: Florida Department of EDUCATION

- TLE has increased its Hispanic subgroup by **+26** percentage points in its Percent of Students Scoring At/Above Proficiency in Math from 2003 to 2010!
- In 2003, TLE's Hispanic subgroup was below (-3 percentage points) the State (White) Subgroup in Percent of Students Scoring At/Above Proficiency in Math. As a result of our partnership, TLE exceeded the achievement of the State by **+13** percentage points (“**A GAP Reversal**”) in 2010!

# ACALETICS® Subgroup Gap Analysis - Math



**NORWOOD ELEMENTARY SCHOOL (NWE)**  
**2003 – 2010 Adequate Yearly Progress (AYP)**



**Norwood Elementary School (NWE):**

Data Source: *Mass. Department of* EDUCATION

- NWE has increased its Black subgroup Percent Scoring At/Above Proficiency by **+28** percentage points from 2003 to 2010!
- In 2003, NWE's Black subgroup was below (-19 percentage points) the State White Subgroup in Percent of Students Scoring At/Above Proficiency in Math. As a result of our seven-year partnership, NWE closed the achievement gap by **+18** percentage points in 2010!



## State Releases FCAT Scores

*By: Governor's Office Release; Mike Springer*

[Email](#)

*Updated: Fri 7:16 PM, May 24, 2013*

By: Mike Springer  
May 24, 2013

Tallahassee, FL-The FCAT 2.0 Writing and Third Grade Reading and Math scores are out and the results are mixed for the Big Bend Region.

According to results released Friday by the Florida Department of Education, less than 50 percent of third graders in Franklin, Gadsden, Jefferson and Madison are performing at grade level for reading.

Third graders in Suwannee and Franklin Counties are performing at less than 50 percent proficiency in math.

While Leon, Gadsden and Wakulla fourth graders are all performing above the 50 percent proficiency mark in writing.

"These scores are very good. We want to wait and look at the other ones before we celebrate," said Leon County Superintendent of Schools, Jackie Pons.

Gadsden County is one of the highest performing math districts in the state. Seventy-one percent of its third grade students are performing at grade level.

But the district struggles with reading. Only 41 percent of its third grade students showing proficiency there.

"We need to increase those reading scores. I think there is a little more we can do," said Melissa Dantzler, a parents of a Gadsden County student.

Gadsden County Superintendent Reginald James says the school district hopes to improve its reading scores through a new program it's launching at the start of the next school year.

"We are going to use a program called 'Journey' and we feel that it has real potential for our students," said James.

Students' individual FCAT Scores are expected to be sent to the districts by May 30.

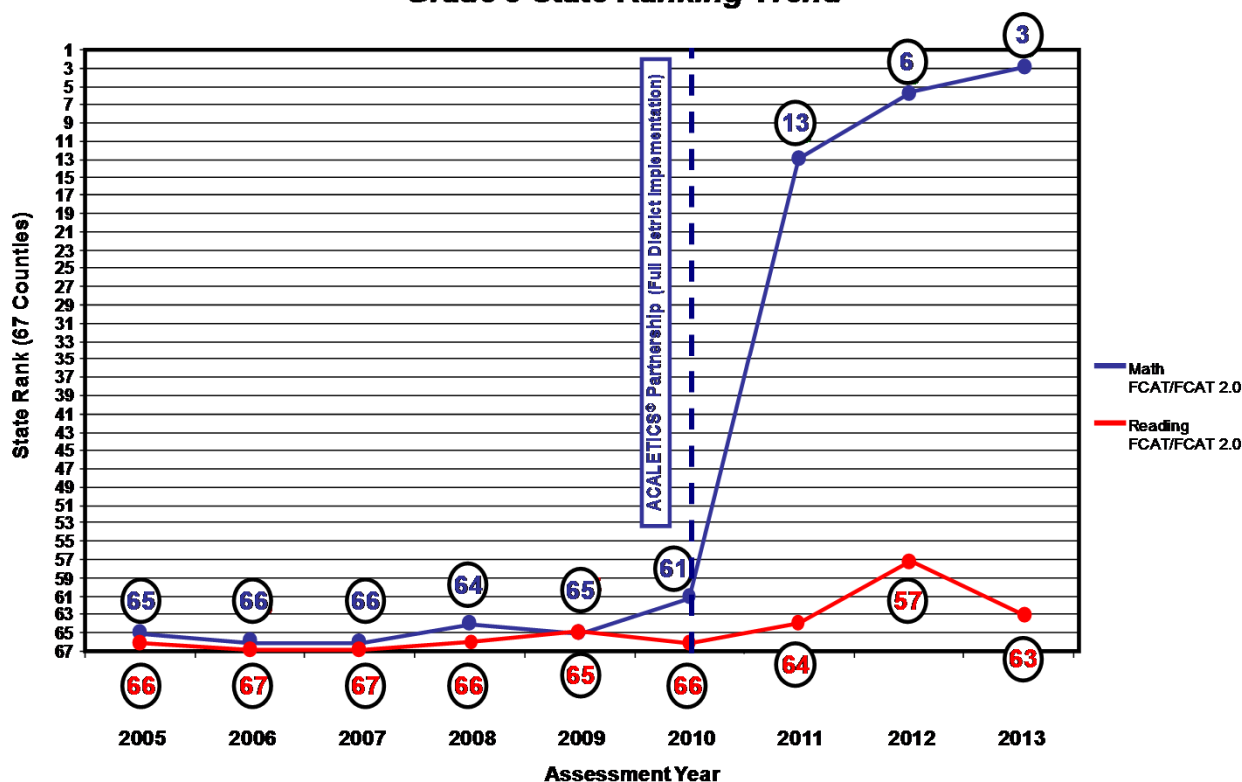
# AMAZING RESULTS!

## Breakthrough: Gadsden Conquers FCAT 2.0 Math Despite Reading

Despite more **rigorous** Math standards and challenges in Reading (ranked 4<sup>th</sup> lowest in the state for 2013), through its partnership with ACALETICS®, Gadsden County's third-graders achieved **breakthrough** results on the **2013 FCAT 2.0 Math**. Prior to 2011, Gadsden has historically performed among the lowest 7 counties in Florida in Math; however, on the **2013 FCAT 2.0 Math**, Gadsden County ranked **#3** in the state with 71% of its third-graders performing at or above proficiency compared to the State average of 58%.



**Gadsden County – Math vs. Reading FCAT/FCAT 2.0  
Grade 3 State Ranking Trend**



© Educational Development Associates, Inc.

Data Source: Florida Department of Education

### About ACALETICS®

In 2010, ACALETICS® was recognized by the Florida Department of Education and the Council for Educational Change (CEC) as a Best Practice in Mathematics. ACALETICS® provides research-based, results-driven educational products, data-driven consultation, professional development and supplemental instructional services that dramatically boost the performance and achievement of students in schools.

For additional information, please contact us at (866) 877-1222 or visit [www.acaletics.com](http://www.acaletics.com).



# SUNSHINE STATE NEWS

## Pam Stewart: Florida Principals 'Best in Nation'

BY: ALLISON NIELSEN | Posted: October 29, 2013 9:40 AM

Commissioner of Education Pam Stewart took to the Florida Department of Education's blog on Tuesday to talk about the importance of principals in schools. Stewart boasted about principals at schools in Florida, calling them the best in the nation.

"Florida has the best principals in the nation, displaying the kind of leadership their schools and communities consistently need," wrote Stewart. "It's no secret that the past few years have been challenging as our state has raised its standards and expected more from its students. However, I know from my own experience as an elementary and high school principal that a productive, positive culture starts at the top."

Stewart herself was, at one time, a principal of Reddick-Collier Elementary in Marion County. The school, which was an "F" school when the first-year grades were released, jumped two letter grades in a year as a result of what Stewart refers to as "pushing through" and establishing school-wide expectations to attain student success.

Principals, according to Stewart, are key to excellence in education.

"Principals set the tone for the school," she said. "In addition to leading their staff, it is crucial that they establish a school culture where academics come first and where involvement and accessibility are key. As many of you know, students and teachers perform best when they feel supported by their principal." Stewart had high words of praise for principals in the Sunshine State.

"Their support of classroom instruction continues to move our state forward and better prepares students for successful paths to college and careers," said Stewart. "I truly appreciate all they do each day to empower their staff, inform parents and inspire students to work toward a brighter tomorrow."



# The Daytona Beach News-Journal

## Westside shows its Best side

By Linda Trimble

*Published: Thursday, September 6, 2012 at 8:35 p.m.*

*Last Modified: Thursday, September 6, 2012 at 8:35 p.m.*

They raised the roof at Westside Elementary School on Thursday with music, **dancing and cheers for the B grade** the school earned from the state over the summer. **State officials had predicted** the Daytona Beach school -- where most students are minorities and from low-income families -- would get only **an F** because of the increased difficulty of last spring's Florida Comprehensive Assessment Test. **Improved math scores carried Westside to the higher grade, said Principal Judi Winch,** and helped it capture the **third-highest ranking in Florida among more than 1,800 elementary** schools for the percentage of students who showed at least a year's worth of improvement in math. Parents, teachers and students celebrated Thursday night with a cookout and outdoor games. Winch and Assistant Principal Tucker Harris even led a dance from the school roof.



**VALUE PROPOSITION:**

The ACALETICS® **Value Proposition**, which sets us apart from other educational firms, is that we provide our clients an **extremely high Return On Investment (ROI)**, typically within **one school-year**, as indicated in the following excerpt from the Miami Herald.

*“As school systems nationwide sign multi-million dollar contracts with universities and educational companies to save their struggling schools, Educational Development Associates signs individual schools at a fraction of the cost and often produces immediate results using its innovative program ACALETICS®.”*

*-Miami Herald*

We measure **ROI** in terms of dramatic results in Math, as follows:

- 1) Achievement (% of Students Scoring At/or Above Grade Level),
- 2) Annual Learning Gains/Growth, and
- 3) Subgroup Achievement Gap Closure/Elimination/(Gap Reversal).

**ACALETICS® 4 Key Components – EDU-neering<sup>SM</sup>**

<p><b>Professional Development</b></p> <p><b>The Special Venue:</b> In the CLASSROOM!!!!</p> <p>with <b>REAL Students, Your Students!</b></p>	<p><b>Differentiated Consultation (DC)</b></p> <p>One Size Does <b>Not</b> Fit All:</p> <p>There are Different <b>Bright Spots</b> in every school to be <b>IDENTIFIED &amp; LEVERAGED</b>.</p>
<p><b>Standards-aligned Supplemental Materials</b></p> <p>Our effective “<b>process</b>” is embedded in our materials!</p> <p>We <b>SUPPORT</b> our Supplemental Materials/Support Tools with our customized Online Math Portal, ongoing onsite visits and <b>800#</b>. With our 800#, you will receive a call back from a Consultant <b>within 24 hours!</b></p>	<p><b>Parent &amp; Student Engagement Services</b></p> <p>Customized Online Math Portal</p> <p>Math Club<sup>SM</sup> within Every Classroom – An <b>NFL</b> Environment</p> <p>Well-received Parent Workshops: “Math Club<sup>SM</sup> for Parents”</p> <p>Incentive Packages for Students</p>